

APPLICATION FOR EXEMPTION FROM AUDIT

LONG FORM

| | |
|---------------------------|--|
| NAME OF GOVERNMENT | Hilltop Metropolitan District |
| ADDRESS | 304 Inverness Way South, Suite 490 Englewood, CO 80112 |
| | Englewood, CO 80112 |
| CONTACT PERSON | Diane Wheeler |
| PHONE | 303-689-0833 |
| EMAIL | diane@simmons-wheeler.com |

For the Year Ended
12/31/2023
or fiscal year ended:

CERTIFICATION OF PREPARER

I certify that I am an independent accountant with knowledge of governmental accounting and that the information in the Application is complete and accurate to the best of my knowledge. I am aware that the Audit Law requires that a person independent of the entity complete the application if revenues or expenditure are at least \$100,000 but not more than \$750,000, and that independent means someone who is separate from the entity.

| | |
|----------------------------------|--|
| NAME: | Diane Wheeler |
| TITLE | District Accountant |
| FIRM NAME (if applicable) | Simmons & Wheeler, P.C. |
| ADDRESS | 304 Inverness Way South, Suite 490 Englewood, CO 80112 |
| PHONE | 303-689-0833 |
| RELATIONSHIP TO ENTITY | CPA engaged to prepare financial statements for the District |

| PREPARER (SIGNATURE REQUIRED) | DATE PREPARED |
|-------------------------------|---------------|
| | |

Has the entity filed for, or has the district filed, a Title 32, Article 1 Special District Notice of Inactive Status during the year? [Applicable to Title 32 special districts only, pursuant to Sections 32-1-103 (9.3) and 32-1-104 (3), C.R.S.]

| | | |
|--------------------------|-------------------------------------|---------------------|
| YES | NO | If Yes, date filed: |
| <input type="checkbox"/> | <input checked="" type="checkbox"/> | |

PART 1 - FINANCIAL STATEMENTS - BALANCE SHEET

* Indicate Name of Fund

NOTE: Attach additional sheets as necessary.

| Line # | Description | Governmental Funds | | Description | Proprietary/Fiduciary Funds | |
|--|--|--------------------|-------------------|--|-----------------------------|-------------|
| | | General Fund | Debt Fund | | Fund* | Fund* |
| Assets | | | | Assets | | |
| 1-1 | Cash & Cash Equivalents | \$ 6,676 | \$ - | Cash & Cash Equivalents | \$ - | \$ - |
| 1-2 | Investments | \$ - | \$ 107,322 | Investments | \$ - | \$ - |
| 1-3 | Receivables | \$ 11,639 | \$ 38,798 | Receivables | \$ - | \$ - |
| 1-4 | Due from Other Entities or Funds | \$ 34,182 | \$ - | Due from Other Entities or Funds | \$ - | \$ - |
| 1-5 | Property Tax Receivable | \$ 34,802 | \$ 120,260 | Other Current Assets [specify...] | \$ - | \$ - |
| | All Other Assets [specify...] | | | | \$ - | \$ - |
| 1-6 | Lease Receivable (as Lessor) | \$ - | \$ - | Total Current Assets | \$ - | \$ - |
| 1-7 | | \$ - | \$ - | Capital & Right to Use Assets, net (from Part 6-4) | \$ - | \$ - |
| 1-8 | | \$ - | \$ - | Other Long Term Assets [specify...] | \$ - | \$ - |
| 1-9 | | \$ - | \$ - | | \$ - | \$ - |
| 1-10 | | \$ - | \$ - | | \$ - | \$ - |
| 1-11 | (add lines 1-1 through 1-10) TOTAL ASSETS | \$ 87,299 | \$ 266,380 | (add lines 1-1 through 1-10) TOTAL ASSETS | \$ - | \$ - |
| Deferred Outflows of Resources: | | | | Deferred Outflows of Resources | | |
| 1-12 | [specify...] | \$ - | \$ - | [specify...] | \$ - | \$ - |
| 1-13 | [specify...] | \$ - | \$ - | [specify...] | \$ - | \$ - |
| 1-14 | (add lines 1-12 through 1-13) TOTAL DEFERRED OUTFLOWS | \$ - | \$ - | (add lines 1-12 through 1-13) TOTAL DEFERRED OUTFLOWS | \$ - | \$ - |
| 1-15 | TOTAL ASSETS AND DEFERRED OUTFLOWS | \$ 87,299 | \$ 266,380 | TOTAL ASSETS AND DEFERRED OUTFLOWS | \$ - | \$ - |
| Liabilities | | | | Liabilities | | |
| 1-16 | Accounts Payable | \$ 75,682 | \$ - | Accounts Payable | \$ - | \$ - |
| 1-17 | Accrued Payroll and Related Liabilities | \$ - | \$ - | Accrued Payroll and Related Liabilities | \$ - | \$ - |
| 1-18 | Unearned Revenue | \$ - | \$ - | Accrued Interest Payable | \$ - | \$ - |
| 1-19 | Due to Other Entities or Funds | \$ - | \$ 10,299 | Due to Other Entities or Funds | \$ - | \$ - |
| 1-20 | All Other Current Liabilities | \$ - | \$ - | All Other Current Liabilities | \$ - | \$ - |
| 1-21 | (add lines 1-16 through 1-20) TOTAL CURRENT LIABILITIES | \$ 75,682 | \$ 10,299 | (add lines 1-16 through 1-20) TOTAL CURRENT LIABILITIES | \$ - | \$ - |
| 1-22 | All Other Liabilities [specify...] | \$ - | \$ - | Proprietary Debt Outstanding (from Part 4-4) | \$ - | \$ - |
| 1-23 | | \$ - | \$ - | Other Liabilities [specify...]: | \$ - | \$ - |
| 1-24 | | \$ - | \$ - | | \$ - | \$ - |
| 1-25 | | \$ - | \$ - | | \$ - | \$ - |
| 1-26 | | \$ - | \$ - | | \$ - | \$ - |
| 1-27 | (add lines 1-21 through 1-26) TOTAL LIABILITIES | \$ 75,682 | \$ 10,299 | (add lines 1-21 through 1-26) TOTAL LIABILITIES | \$ - | \$ - |
| Deferred Inflows of Resources: | | | | Deferred Inflows of Resources | | |
| 1-28 | Deferred Property Taxes | \$ 34,802 | \$ 120,260 | Pension/OPEB Related | \$ - | \$ - |
| 1-29 | Lease related (as lessor) | \$ - | \$ - | Other [specify...] | \$ - | \$ - |
| 1-30 | (add lines 1-28 through 1-29) TOTAL DEFERRED INFLOWS | \$ 34,802 | \$ 120,260 | (add lines 1-28 through 1-29) TOTAL DEFERRED INFLOWS | \$ - | \$ - |
| Fund Balance | | | | Net Position | | |
| 1-31 | Nonspendable Prepaid | \$ - | \$ - | Net Investment in Capital and Right-to Use Assets | \$ - | \$ - |
| 1-32 | Nonspendable Inventory | \$ - | \$ - | | \$ - | \$ - |
| 1-33 | Restricted [specify...] | \$ - | \$ 135,821 | Emergency Reserves | \$ - | \$ - |
| 1-34 | Committed [specify...] | \$ - | \$ - | Other Designations/Reserves | \$ - | \$ - |
| 1-35 | Assigned [specify...] | \$ - | \$ - | Restricted | \$ - | \$ - |
| 1-36 | Unassigned: | \$ (23,185) | \$ - | Undesignated/Unreserved/Unrestricted | \$ - | \$ - |
| 1-37 | Add lines 1-31 through 1-36 This total should be the same as line 3-33 TOTAL FUND BALANCE | \$ (23,185) | \$ 135,821 | Add lines 1-31 through 1-36 This total should be the same as line 3-33 TOTAL NET POSITION | \$ - | \$ - |
| 1-38 | Add lines 1-27, 1-30 and 1-37 This total should be the same as line 1-15 TOTAL LIABILITIES, DEFERRED INFLOWS, AND FUND BALANCE | \$ 87,299 | \$ 266,380 | Add lines 1-27, 1-30 and 1-37 This total should be the same as line 1-15 TOTAL LIABILITIES, DEFERRED INFLOWS, AND NET POSITION | \$ - | \$ - |

Please use this space to provide explanation of any items on this page

PART 2 - FINANCIAL STATEMENTS - OPERATING STATEMENT - REVENUES

| | | Governmental Funds | | | | Proprietary/Fiduciary Funds | | Please use this space to provide explanation of any items on this page |
|--------------------------------|--|--------------------|-----------|--|-------|-----------------------------|----|--|
| Line # | Description | General Fund | Debt Fund | Description | Fund* | Fund* | | |
| Tax Revenue | | | | Tax Revenue | | | | |
| 2-1 | Property [include mills levied in Question 10-6] | \$ 9,982 | \$ 33,240 | Property [include mills levied in Question 10-6] | \$ - | \$ - | | |
| 2-2 | Specific Ownership | \$ 1,817 | \$ 6,057 | Specific Ownership | \$ - | \$ - | | |
| 2-3 | Sales and Use Tax | \$ - | \$ - | Sales and Use Tax | \$ - | \$ - | | |
| 2-4 | Other Tax Revenue [specify...]: | \$ - | \$ - | Other Tax Revenue [specify...]: | \$ - | \$ - | | |
| 2-5 | | \$ - | \$ - | | \$ - | \$ - | | |
| 2-6 | | \$ - | \$ - | | \$ - | \$ - | | |
| 2-7 | | \$ - | \$ - | | \$ - | \$ - | | |
| 2-8 | Add lines 2-1 through 2-7 TOTAL TAX REVENUE | \$ 11,799 | \$ 39,297 | Add lines 2-1 through 2-7 TOTAL TAX REVENUE | \$ - | \$ - | | |
| 2-9 | Licenses and Permits | \$ - | \$ - | Licenses and Permits | \$ - | \$ - | | |
| 2-10 | Highway Users Tax Funds (HUTF) | \$ - | \$ - | Highway Users Tax Funds (HUTF) | \$ - | \$ - | | |
| 2-11 | Conservation Trust Funds (Lottery) | \$ - | \$ - | Conservation Trust Funds (Lottery) | \$ - | \$ - | | |
| 2-12 | Community Development Block Grant | \$ - | \$ - | Community Development Block Grant | \$ - | \$ - | | |
| 2-13 | Fire & Police Pension | \$ - | \$ - | Fire & Police Pension | \$ - | \$ - | | |
| 2-14 | Grants | \$ - | \$ - | Grants | \$ - | \$ - | | |
| 2-15 | Donations | \$ - | \$ - | Donations | \$ - | \$ - | | |
| 2-16 | Charges for Sales and Services | \$ - | \$ - | Charges for Sales and Services | \$ - | \$ - | | |
| 2-17 | Rental Income | \$ - | \$ - | Rental Income | \$ - | \$ - | | |
| 2-18 | Fines and Forfeits | \$ - | \$ - | Fines and Forfeits | \$ - | \$ - | | |
| 2-19 | Interest/Investment Income | \$ - | \$ 7,631 | Interest/Investment Income | \$ - | \$ - | | |
| 2-20 | Tap Fees | \$ - | \$ 37,200 | Tap Fees | \$ - | \$ - | | |
| 2-21 | Proceeds from Sale of Capital Assets | \$ - | \$ - | Proceeds from Sale of Capital Assets | \$ - | \$ - | | |
| 2-22 | All Other [specify...]: | \$ - | \$ - | All Other [specify...]: | \$ - | \$ - | | |
| 2-23 | | \$ - | \$ - | | \$ - | \$ - | | |
| 2-24 | Add lines 2-8 through 2-23 TOTAL REVENUES | \$ 11,799 | \$ 84,128 | Add lines 2-8 through 2-23 TOTAL REVENUES | \$ - | \$ - | | |
| Other Financing Sources | | | | Other Financing Sources | | | | |
| 2-25 | Debt Proceeds | \$ - | \$ - | Debt Proceeds | \$ - | \$ - | | |
| 2-26 | Lease Proceeds | \$ - | \$ - | Lease Proceeds | \$ - | \$ - | | |
| 2-27 | Developer Advances | \$ - | \$ - | Developer Advances | \$ - | \$ - | | |
| 2-28 | Other [specify...]: | \$ - | \$ - | Other [specify...]: | \$ - | \$ - | | |
| 2-29 | Add lines 2-25 through 2-28 TOTAL OTHER FINANCING SOURCES | \$ - | \$ - | Add lines 2-25 through 2-28 TOTAL OTHER FINANCING SOURCES | \$ - | \$ - | | GRAND TOTALS |
| 2-30 | Add lines 2-24 and 2-29 TOTAL REVENUES AND OTHER FINANCING SOURCES | \$ 11,799 | \$ 84,128 | Add lines 2-24 and 2-29 TOTAL REVENUES AND OTHER FINANCING SOURCES | \$ - | \$ - | \$ | 95,927 |

IF GRAND TOTAL REVENUES AND OTHER FINANCING SOURCES for all funds (Line 2-29) are GREATER than \$750,000 -STOP. You may not use this form. An audit may be required. See Section 29-1-604, C.R.S., or contact the OSA Local Government Division at (303) 869-3000 for assistance.

PART 3 - FINANCIAL STATEMENTS - OPERATING STATEMENT - EXPENDITURES/EXPENSES

| Line # | Description | Governmental Funds | | Description | Proprietary/Fiduciary Funds | | Please use this space to provide explanation of any items on this page |
|--------|--|--------------------|-------------|---|-----------------------------|-------|--|
| | | General Fund | Debt Fund | | Fund* | Fund* | |
| | Expenditures | | | Expenses | | | |
| 3-1 | General Government | \$ 21,634 | \$ 7,499 | General Operating & Administrative | \$ - | \$ - | |
| 3-2 | Judicial | \$ - | \$ - | Salaries | \$ - | \$ - | |
| 3-3 | Law Enforcement | \$ - | \$ - | Payroll Taxes | \$ - | \$ - | |
| 3-4 | Fire | \$ - | \$ - | Contract Services | \$ - | \$ - | |
| 3-5 | Highways & Streets | \$ - | \$ - | Employee Benefits | \$ - | \$ - | |
| 3-6 | Solid Waste | \$ - | \$ - | Insurance | \$ - | \$ - | |
| 3-7 | Contributions to Fire & Police Pension Assoc. | \$ - | \$ - | Accounting and Legal Fees | \$ - | \$ - | |
| 3-8 | Health | \$ - | \$ - | Repair and Maintenance | \$ - | \$ - | |
| 3-9 | Culture and Recreation | \$ - | \$ - | Supplies | \$ - | \$ - | |
| 3-10 | Transfers to other districts | \$ - | \$ - | Utilities | \$ - | \$ - | |
| 3-11 | Other [specify...]: | \$ - | \$ - | Contributions to Fire & Police Pension Assoc. | \$ - | \$ - | |
| 3-12 | | \$ - | \$ - | Other [specify...] | \$ - | \$ - | |
| 3-13 | | \$ - | \$ - | | \$ - | \$ - | |
| 3-14 | Capital Outlay | \$ - | \$ - | Capital Outlay | \$ - | \$ - | |
| | Debt Service | | | Debt Service | | | |
| 3-15 | Principal (should match amount in 4-4) | \$ - | \$ - | Principal (should match amount in 4-4) | \$ - | \$ - | |
| 3-16 | Interest | \$ - | \$ 140,637 | Interest | \$ - | \$ - | |
| 3-17 | Bond Issuance Costs | \$ - | \$ - | Bond Issuance Costs | \$ - | \$ - | |
| 3-18 | Developer Principal Repayments | \$ - | \$ - | Developer Principal Repayments | \$ - | \$ - | |
| 3-19 | Developer Interest Repayments | \$ - | \$ - | Developer Interest Repayments | \$ - | \$ - | |
| 3-20 | All Other [specify...]: Trustee Fees | \$ - | \$ - | All Other [specify...]: | \$ - | \$ - | |
| 3-21 | | \$ - | \$ - | | \$ - | \$ - | |
| 3-22 | Add lines 3-1 through 3-21 | \$ 21,634 | \$ 148,136 | Add lines 3-1 through 3-21 | \$ - | \$ - | |
| | TOTAL EXPENDITURES | | | TOTAL EXPENSES | | | GRAND TOTAL |
| 3-23 | Interfund Transfers (In) | \$ - | \$ - | Net Interfund Transfers (In) Out | \$ - | \$ - | \$ 169,770 |
| 3-24 | Interfund Transfers Out | \$ - | \$ - | Other [specify...][enter negative for expense] | \$ - | \$ - | |
| 3-25 | Other Expenditures (Revenues): | \$ - | \$ - | Depreciation/Amortization | \$ - | \$ - | |
| 3-26 | | \$ - | \$ - | Other Financing Sources (Uses) (from line 2-28) | \$ - | \$ - | |
| 3-27 | | \$ - | \$ - | Capital Outlay (from line 3-14) | \$ - | \$ - | |
| 3-28 | | \$ - | \$ - | Debt Principal (from line 3-15, 3-18) | \$ - | \$ - | |
| 3-29 | (Add lines 3-23 through 3-28) | | | (Line 3-27, plus line 3-28, less line 3-26, less line 3-25, plus line 3-24) TOTAL GAAP RECONCILING ITEMS | \$ - | \$ - | |
| 3-30 | Excess (Deficiency) of Revenues and Other Financing Sources Over (Under) Expenditures Line 2-29, less line 3-22, less line 3-29 | \$ (9,835) | \$ (64,008) | Net Increase (Decrease) in Net Position Line 2-29, less line 3-22, plus line 3-29, less line 3-23 | \$ - | \$ - | |
| 3-31 | Fund Balance, January 1 from December 31 prior year report | \$ (13,350) | \$ 199,829 | Net Position, January 1 from December 31 prior year report | \$ - | \$ - | |
| 3-32 | Prior Period Adjustment (MUST explain) | \$ - | \$ - | Prior Period Adjustment (MUST explain) | \$ - | \$ - | |
| 3-33 | Fund Balance, December 31 | | | Net Position, December 31 | | | |
| | Sum of Lines 3-30, 3-31, and 3-32 | | | Sum of Lines 3-30, 3-31, and 3-32 | | | |
| | This total should be the same as line 1-37. | \$ (23,185) | \$ 135,821 | This total should be the same as line 1-37. | \$ - | \$ - | |

IF GRAND TOTAL EXPENDITURES for all funds (Line 3-22) are GREATER than \$750,000 - STOP. You may not use this form. An audit may be required. See Section 29-1-604, C.R.S., or contact the OSA Local Government Division at (303) 869-3000 for assistance.

PART 4 - DEBT OUTSTANDING, ISSUED, AND RETIRED

Please answer the following questions by marking the appropriate boxes.

YES NO

Please use this space to provide any explanations or comments:

| | | | | |
|-----|---|-------------------------------------|--------------------------|-------------------------|
| 4-1 | Does the entity have outstanding debt? | <input checked="" type="checkbox"/> | <input type="checkbox"/> | |
| 4-2 | Is the debt repayment schedule attached? If no, MUST explain: <input style="width: 400px; height: 15px;" type="text"/> | <input checked="" type="checkbox"/> | <input type="checkbox"/> | |
| 4-3 | Is the entity current in its debt service payments? If no, MUST explain: <input style="width: 400px; height: 15px;" type="text"/> | <input checked="" type="checkbox"/> | <input type="checkbox"/> | |
| 4-4 | Please complete the following debt schedule, if applicable: (please only include principal amounts) | | | |
| | Outstanding at beginning of year* | Issued during year | Retired during year | Outstanding at year-end |
| | General obligation bonds | \$ 1,855,000 | \$ - | \$ - |
| | Revenue bonds | \$ - | \$ - | \$ - |
| | Notes/Loans | \$ - | \$ - | \$ - |
| | Lease & SBITA** Liabilities (GASB 87 & 96) | \$ - | \$ - | \$ - |
| | Developer Advances | \$ 327,866 | \$ - | \$ 327,866 |
| | Other (specify): | \$ - | \$ - | \$ - |
| | TOTAL | \$ 2,182,866 | \$ - | \$ 2,182,866 |

****Subscription Based Information Technology Arrangements**

*Must agree to prior year-end balance

| | | | | |
|---|---|-------------------------------------|-------------------------------------|-----------------------------|
| Please answer the following questions by marking the appropriate boxes. | | YES | NO | |
| 4-5 | Does the entity have any authorized, but unissued, debt [Section 29-1-605(2) C.R.S.]? | <input checked="" type="checkbox"/> | <input type="checkbox"/> | |
| If yes: | How much? Date the debt was authorized: | | | \$ 178,145,000 11/7/2017 |
| 4-6 | Does the entity intend to issue debt within the next calendar year? | <input type="checkbox"/> | <input checked="" type="checkbox"/> | |
| If yes: | How much? | | | \$ - |
| 4-7 | Does the entity have debt that has been refinanced that it is still responsible for? | <input type="checkbox"/> | <input checked="" type="checkbox"/> | |
| If yes: | What is the amount outstanding? | | | \$ - |
| 4-8 | Does the entity have any lease agreements? | <input type="checkbox"/> | <input checked="" type="checkbox"/> | |
| If yes: | What is being leased? What is the original date of the lease? Number of years of lease? Is the lease subject to annual appropriation? What are the annual lease payments? | | | \$ - |

PART 5 - CASH AND INVESTMENTS

Please provide the entity's cash deposit and investment balances.

AMOUNT TOTAL

Please use this space to provide any explanations or comments:

| | | | | |
|-----|---|------------|------------|--|
| 5-1 | YEAR-END Total of ALL Checking and Savings accounts | \$ 6,676 | | |
| 5-2 | Certificates of deposit | \$ - | | |
| | TOTAL CASH DEPOSITS | | \$ 6,676 | |
| | Investments (if investment is a mutual fund, please list underlying investments): | | | |
| 5-3 | Morgan Stanley Treasury Portfolio | \$ 107,322 | | |
| | | \$ - | | |
| | | \$ - | | |
| | | \$ - | | |
| | TOTAL INVESTMENTS | | \$ 107,322 | |
| | TOTAL CASH AND INVESTMENTS | | \$ 113,998 | |

Please answer the following question by marking in the appropriate box

YES NO N/A

| | | | | |
|-----|---|-------------------------------------|--------------------------|--------------------------|
| 5-4 | Are the entity's Investments legal in accordance with Section 24-75-601, et. seq., C.R.S.? | <input checked="" type="checkbox"/> | <input type="checkbox"/> | |
| 5-5 | Are the entity's deposits in an eligible (Public Deposit Protection Act) public depository (Section 11-10.5-101, et seq. C.R.S.)? If no, MUST explain: <input style="width: 400px; height: 15px;" type="text"/> | <input checked="" type="checkbox"/> | <input type="checkbox"/> | <input type="checkbox"/> |

PART 6 - CAPITAL AND RIGHT-TO-USE ASSETS

Please answer the following question by marking in the appropriate box YES NO Please use this space to provide any explanations or comments:

- 6-1 Does the entity have capitalized assets? YES NO
- 6-2 Has the entity performed an annual inventory of capital assets in accordance with Section 29-1-506, C.R.S.? If no, YES NO

MUST explain:

6-3 Complete the following Capital & Right-To-Use Assets table for GOVERNMENTAL FUNDS:

| | Balance - beginning of the year* | Additions* | Deletions | Year-End Balance |
|---|----------------------------------|-------------|-------------|---------------------|
| Land | \$ - | \$ - | \$ - | \$ - |
| Buildings | \$ - | \$ - | \$ - | \$ - |
| Machinery and equipment | \$ - | \$ - | \$ - | \$ - |
| Furniture and fixtures | \$ - | \$ - | \$ - | \$ - |
| Infrastructure | \$ - | \$ - | \$ - | \$ - |
| Construction In Progress (CIP) | \$ 1,745,951 | \$ - | \$ - | \$ 1,745,951 |
| Leased & SBITA Right-to-Use Assets | \$ - | \$ - | \$ - | \$ - |
| Intangible Assets | \$ - | \$ - | \$ - | \$ - |
| Other (explain): | \$ - | \$ - | \$ - | \$ - |
| Accumulated Amortization Right to Use Assets (Enter a negative, or credit, balance) | \$ - | \$ - | \$ - | \$ - |
| Accumulated Depreciation (Enter a negative, or credit, balance) | \$ - | \$ - | \$ - | \$ - |
| TOTAL | \$ 1,745,951 | \$ - | \$ - | \$ 1,745,951 |

6-4 Complete the following Capital & Right-To-Use Assets table for PROPRIETARY FUNDS:

| | Balance - beginning of the year* | Additions* | Deletions | Year-End Balance |
|---|----------------------------------|-------------|-------------|------------------|
| Land | \$ - | \$ - | \$ - | \$ - |
| Buildings | \$ - | \$ - | \$ - | \$ - |
| Machinery and equipment | \$ - | \$ - | \$ - | \$ - |
| Furniture and fixtures | \$ - | \$ - | \$ - | \$ - |
| Infrastructure | \$ - | \$ - | \$ - | \$ - |
| Construction In Progress (CIP) | \$ - | \$ - | \$ - | \$ - |
| Leased & SBITA Right-to-Use Assets | \$ - | \$ - | \$ - | \$ - |
| Intangible Assets | \$ - | \$ - | \$ - | \$ - |
| Other (explain): | \$ - | \$ - | \$ - | \$ - |
| Accumulated Amortization Right to Use Assets (Enter a negative, or credit, balance) | \$ - | \$ - | \$ - | \$ - |
| Accumulated Depreciation (Enter a negative, or credit, balance) | \$ - | \$ - | \$ - | \$ - |
| TOTAL | \$ - | \$ - | \$ - | \$ - |

* Must agree to prior year-end balance
 * Generally capital asset additions should be reported at capital outlay on line 3-14 and capitalized in accordance with the government's capitalization policy. Please explain any discrepancy

PART 7 - PENSION INFORMATION

* YES NO Please use this space to provide any explanations or comments:

- 7-1 Does the entity have an "old hire" firefighters' pension plan? YES NO
- 7-2 Does the entity have a volunteer firefighters' pension plan? YES NO
- If yes: Who administers the plan? YES NO

Indicate the contributions from:

| | | |
|----------------------------------|-----------|----------|
| Tax (property, SO, sales, etc.): | \$ | - |
| State contribution amount: | \$ | - |
| Other (gifts, donations, etc.): | \$ | - |
| TOTAL | \$ | - |

What is the monthly benefit paid for 20 years of service per retiree as of Jan 1? \$ -

PART 8 - BUDGET INFORMATION

| Please answer the following question by marking in the appropriate box | | | | YES | NO | N/A | Please use this space to provide any explanations or comments: |
|--|---|-------------------------------------|--------------------------|--------------------------|----|-----|---|
| 8-1 | Did the entity file a current year budget with the Department of Local Affairs, in accordance with Section 29-1-113 C.R.S.? If no, MUST explain: | <input checked="" type="checkbox"/> | <input type="checkbox"/> | <input type="checkbox"/> | | | Total expenditures exceeded total appropriations in the debt service fund, this may be a violation of state budget law. |
| 8-2 | Did the entity pass an appropriations resolution in accordance with Section 29-1-108 C.R.S.? If no, MUST explain: | <input checked="" type="checkbox"/> | <input type="checkbox"/> | <input type="checkbox"/> | | | |
| If yes: Please indicate the amount appropriated for each fund separately for the year reported | | | | | | | |
| Governmental/Proprietary Fund Name | | Total Appropriations By Fund | | | | | |
| General Fund | | \$ | 40,167 | | | | |
| Debt Service Fund | | \$ | 103,937 | | | | |
| | | \$ | - | | | | |
| | | \$ | - | | | | |

PART 9 - TAX PAYER'S BILL OF RIGHTS (TABOR)

| Please answer the following question by marking in the appropriate box | | | | YES | NO | Please use this space to provide any explanations or comments: |
|--|--|-------------------------------------|--------------------------|-----|----|--|
| 9-1 | Is the entity in compliance with all the provisions of TABOR [State Constitution, Article X, Section 20(5)]? <small>Note: An election to exempt the government from the spending limitations of TABOR does not exempt the government from the 3 percent emergency reserve requirement. All governments should determine if they meet this requirement of TABOR.</small> | <input checked="" type="checkbox"/> | <input type="checkbox"/> | | | |

PART 10 - GENERAL INFORMATION

| Please answer the following question by marking in the appropriate box | | | | YES | NO | Please use this space to provide any explanations or comments: | | | | | | | |
|--|---|-------------------------------------|-------------------------------------|--------------------------|--------|--|--------------------|---------------|--------------------------|-------------------------------------|--------------------------|--|--|
| 10-1 | Is this application for a newly formed governmental entity? If yes: Date of formation: <input style="width: 150px; height: 30px;" type="text"/> | <input type="checkbox"/> | <input checked="" type="checkbox"/> | | | | | | | | | | |
| 10-2 | Has the entity changed its name in the past or current year? If Yes: NEW name <input style="width: 400px; height: 25px;" type="text"/> PRIOR name <input style="width: 400px; height: 25px;" type="text"/> | <input type="checkbox"/> | <input checked="" type="checkbox"/> | | | | | | | | | | |
| 10-3 | Is the entity a metropolitan district? | <input checked="" type="checkbox"/> | <input type="checkbox"/> | | | | | | | | | | |
| 10-4 | Please indicate what services the entity provides: <input style="width: 460px; height: 20px;" type="text" value="Water, Sanitation, Streets, Traffic and Safety, Parks and Recreation, Transportation, Television, Mosquito Control, Security, Fire"/> | <input checked="" type="checkbox"/> | <input type="checkbox"/> | | | | | | | | | | |
| 10-5 | Does the entity have an agreement with another government to provide services? If yes: List the name of the other governmental entity and the services provided: <input style="width: 460px; height: 20px;" type="text"/> | <input type="checkbox"/> | <input checked="" type="checkbox"/> | | | | | | | | | | |
| 10-6 | Does the entity have a certified mill levy? If yes: Please provide the number of <u>mills</u> levied for the year reported (do not enter \$ amounts): | <input checked="" type="checkbox"/> | <input type="checkbox"/> | | | | | | | | | | |
| <table border="1" style="width: 100%; border-collapse: collapse; margin-left: 200px;"> <tbody> <tr> <td style="padding: 2px;">Bond Redemption mills</td> <td style="text-align: right; padding: 2px;">53.868</td> </tr> <tr> <td style="padding: 2px;">General/Other mills</td> <td style="text-align: right; padding: 2px;">16.160</td> </tr> <tr style="background-color: #0056b3; color: white;"> <td style="padding: 2px;">Total mills</td> <td style="text-align: right; padding: 2px;">70.028</td> </tr> </tbody> </table> | | Bond Redemption mills | 53.868 | General/Other mills | 16.160 | | Total mills | 70.028 | <input type="checkbox"/> | <input checked="" type="checkbox"/> | <input type="checkbox"/> | | |
| Bond Redemption mills | 53.868 | | | | | | | | | | | | |
| General/Other mills | 16.160 | | | | | | | | | | | | |
| Total mills | 70.028 | | | | | | | | | | | | |
| 10-7 | NEW 2023! If the entity is a Title 32 Special District formed on or after 7/1/2000, has the entity filed its preceding year annual report with the State Auditor as required under SB 21-262 [Section 32-1-207 C.R.S.]? If NO, please explain. <input style="width: 460px; height: 30px;" type="text"/> | <input type="checkbox"/> | <input checked="" type="checkbox"/> | <input type="checkbox"/> | | | | | | | | | |

Please use this space to provide any additional explanations or comments not previously included:

OSA USE ONLY

| Entity Wide: | | General Fund | | Governmental Funds | | Notes | | | |
|---------------------------------|----|---------------------|-------------------------|---------------------------|----------|------------------------------|----|-------------|--|
| Unrestricted Cash & Investments | \$ | 113,998 | Unrestricted Fund Balan | \$ | (23,185) | Total Tax Revenue | \$ | 51,096 | |
| Current Liabilities | \$ | 85,981 | Total Fund Balance | \$ | (23,185) | Revenue Paying Debt Service | \$ | 84,128 | |
| Deferred Inflow | \$ | 155,062 | PY Fund Balance | \$ | (13,350) | Total Revenue | \$ | 95,927 | |
| | | | Total Revenue | \$ | 11,799 | Total Debt Service Principal | \$ | - | |
| | | | Total Expenditures | \$ | 21,634 | Total Debt Service Interest | \$ | 140,637 | |
| | | | | | | Total Assets | \$ | 353,679 | |
| | | | | | | Total Liabilities | \$ | 85,981 | |
| Governmental | | | Interfund In | \$ | - | Enterprise Funds | | | |
| Total Cash & Investments | \$ | 113,998 | Interfund Out | \$ | - | Net Position | \$ | - | |
| Transfers In | \$ | | - Proprietary | | | - PY Net Position | \$ | - | |
| Transfers Out | \$ | | - Current Assets | \$ | | - Government-Wide | | | |
| Property Tax | \$ | 43,222 | Deferred Outflow | \$ | | - Total Outstanding Debt | \$ | 2,182,866 | |
| Debt Service Principal | \$ | | - Current Liabilities | \$ | | - Authorized but Unissued | \$ | 178,145,000 | |
| Total Expenditures | \$ | 169,770 | Deferred Inflow | \$ | | - Year Authorized | | 11/7/2017 | |
| Total Developer Advances | \$ | | - Cash & Investments | \$ | | | | | |
| Total Developer Repayments | \$ | | - Principal Expense | \$ | | | | | |












2023_Hill Top MD

Final Audit Report

2024-11-26


| | |
|-----------------|--|
| Created: | 2024-11-24 |
| By: | Diane Wheeler (diane@simmonswheeler.com) |
| Status: | Signed |
| Transaction ID: | CBJCHBCAABAA_IPcV0yVBimR9qQkqKfZidR79LJrA6d2 |

"2023_Hill Top MD" History


-  Document created by Diane Wheeler (diane@simmonswheeler.com)
2024-11-24 - 4:14:54 PM GMT- IP address: 71.205.228.124
-  Document emailed to Diane Wheeler (diane@simmonswheeler.com) for signature
2024-11-24 - 4:16:18 PM GMT
-  Document emailed to drew@williammrk.com for signature
2024-11-24 - 4:16:18 PM GMT
-  Document emailed to derrick@williammrk.com for signature
2024-11-24 - 4:16:18 PM GMT
-  Document emailed to benzman8@msn.com for signature
2024-11-24 - 4:16:18 PM GMT
-  Document e-signed by Diane Wheeler (diane@simmonswheeler.com)
Signature Date: 2024-11-24 - 4:16:29 PM GMT - Time Source: server- IP address: 71.205.228.124
-  Email viewed by benzman8@msn.com
2024-11-24 - 5:20:37 PM GMT- IP address: 172.226.137.13
-  Email viewed by derrick@williammrk.com
2024-11-24 - 9:49:46 PM GMT- IP address: 172.225.19.215
-  Signer benzman8@msn.com entered name at signing as Fred Myers
2024-11-25 - 3:34:51 PM GMT- IP address: 73.14.128.185
-  Document e-signed by Fred Myers (benzman8@msn.com)
Signature Date: 2024-11-25 - 3:34:53 PM GMT - Time Source: server- IP address: 73.14.128.185
-  Signer derrick@williammrk.com entered name at signing as Derrick Myers
2024-11-25 - 4:36:39 PM GMT- IP address: 12.75.117.98

 Document e-signed by Derrick Myers (derrick@williammrk.com)

Signature Date: 2024-11-25 - 4:36:41 PM GMT - Time Source: server- IP address: 12.75.117.98

 Email viewed by drew@williammrk.com

2024-11-26 - 2:58:42 PM GMT- IP address: 174.51.58.199

 Signer drew@williammrk.com entered name at signing as Drew

2024-11-26 - 2:59:20 PM GMT- IP address: 174.51.58.199

 Document e-signed by Drew (drew@williammrk.com)

Signature Date: 2024-11-26 - 2:59:22 PM GMT - Time Source: server- IP address: 174.51.58.199

 Agreement completed.

2024-11-26 - 2:59:22 PM GMT